

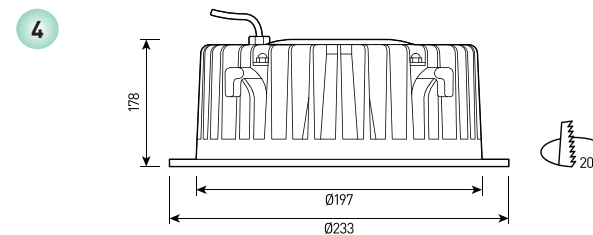
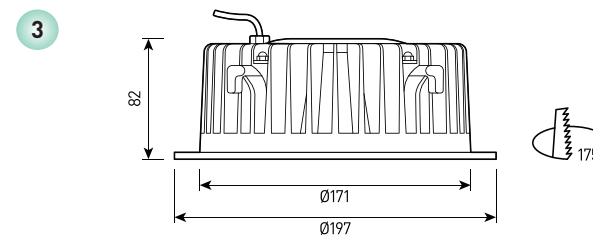
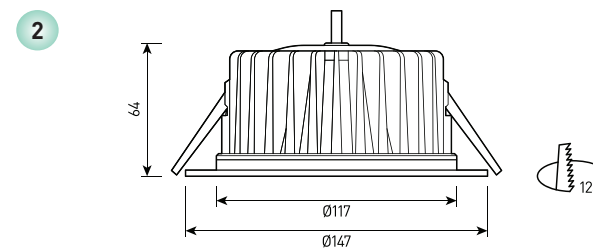
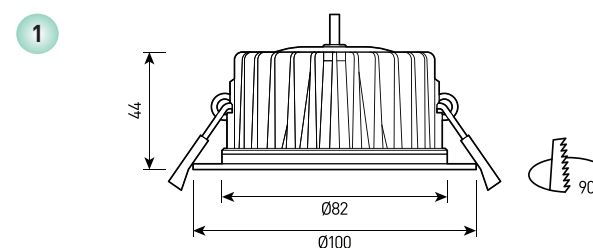
view



- 1 EVE S
- 2 EVE M
- 3 EVE L
- 4 EVE XL



size



EVE

Recessed lighting

Housing:	Hermetically sealed molded housing
Beam angle:	60°
Housing color:	White
IES protection classes:	Class I (SELV)
Color temperature, K:	2700K, 3000K, 4000K
Input voltage, V:	220V (external power supply)
Control system:	On/Off
Ingress Protection Rating, IP:	IP65
Operating temperature:	-40°C ~ +50°C
Weight, kg:	0,5-2,2kg

Article	Name	Power, W	Dimensions, mm	Input voltage, V	Beam angle, degrees	Color temperature, K	Weight, kg
567038086	EVE S 8,5W 220V IP65	8.5W	D100x44	220V	60°	2700K, 3000K, 4000K	0.5
567038088	EVE M 15W 220V IP65	15W	D147x64	220V	60°	2700K, 3000K, 4000K	0.7
567038090	EVE L 25W 220V IP65	25W	D197x82	220V	60°	2700K, 3000K, 4000K	1.5
567038092	EVE XL 38W 220V IP65	38W	D233x78	220V	60°	2700K, 3000K, 4000K	2.2