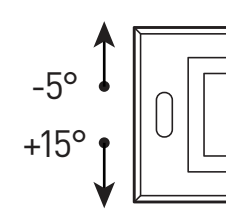
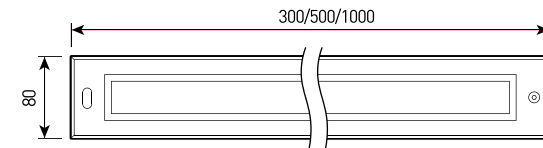
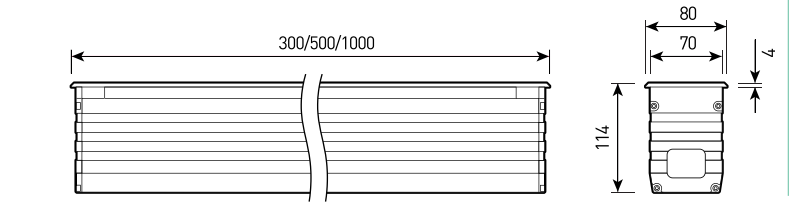


view



1 overall dimensions

1



LYNX RS

Built-in linear ground luminaire with rotating matrix

Housing:	Aluminum, stainless steel
Beam angle:	8°, 12.5°, 20°, 30°, 45°, 60°, 10x60°, 15x25°, 15x30°, 15x60°
Housing color:	Grey
IES protection classes:	Class I (SELV)
Color temperature, K:	2700K, 3000K, 4000K, 5000K, 6000K, RGBW4in1
Input voltage, V:	24V, 220V
Control system:	On/Off, 1-10V, DALI, DMX-512
Ingress Protection Rating, IP:	IP67
Operating temperature:	-40°C ~ +50°C
Weight, kg:	3.0-9.0

Article	Name	Power	Dimensions, mm	Input voltage	Beam angle, degrees	Color temperature	Weight, kg
825030178	LYNX RS 300mm 7W 220V SINGLE IP67	7W	300x114x80	24V, 220V	8°, 12.5°, 20°, 30°, 45°, 60°, 15x30°, 10x60°	2700K, 3000K, 4000K, 5000K, 6000K	3.0
825030180	LYNX RS 300mm 11W 220V SINGLE IP67	10W	300x114x80	24V, 220V	8°, 12.5°, 20°, 30°, 45°, 60°, 15x30°, 10x60°	2700K, 3000K, 4000K, 5000K, 6000K	3.0
825030182	LYNX RS 500mm 14W 220V SINGLE IP67	14W	500x114x80	24V, 220V	8°, 12.5°, 20°, 30°, 45°, 60°, 15x30°, 10x60°	2700K, 3000K, 4000K, 5000K, 6000K	5.0
825030184	LYNX RS 500mm 28W 220V SINGLE IP67	28W	500x114x80	24V, 220V	8°, 12.5°, 20°, 30°, 45°, 60°, 15x30°, 10x60°	2700K, 3000K, 4000K, 5000K, 6000K	5.0
825030186	LYNX RS 500mm 12W 220V DMX-512 RGBW 4in1 IP67	12W	500x114x80	24V, 220V	20°45°60° 15x25°15x60°	RGBW4in1	5.0
825030188	LYNX RS 500mm 24W 220V DMX-512 RGBW 4in1 IP67	24W	500x114x80	24V, 220V	20°45°60° 15x25°15x60°	RGBW4in1	5.0
825030190	LYNX RS 1000mm 28W 220V SINGLE IP67	28W	1000x114x80	24V, 220V	8°, 12.5°, 20°, 30°, 45°, 60°, 15x30°, 10x60°	2700K, 3000K, 4000K, 5000K, 6000K	9.0
825030192	NX RS 1000mm 45W 220V SINGLE IP67	45W	1000x114x80	24V, 220V	8°, 12.5°, 20°, 30°, 45°, 60°, 15x30°, 10x60°	2700K, 3000K, 4000K, 5000K, 6000K	9.0
825030194	LYNX RS 1000mm 48W 220V DMX-512 RGBW 4in1 IP67	48W	1000x114x80	24V, 220V	20°45°60° 15x25°15x60°	RGBW4in1	9.0