


view




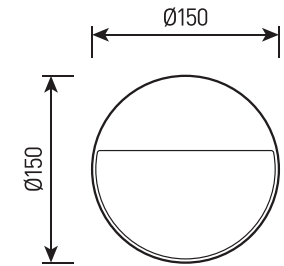
1 ROBE

2 ROBE QUADRO

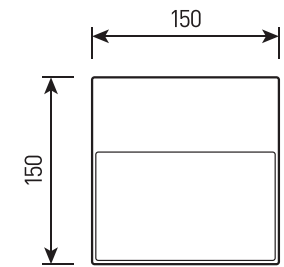


size

1



2



ROBE

LED luminaire for architectural lighting of window openings and creating a decorative effect

Housing:	Pressure die-cast aluminum with polyester powder paint
Beam angle:	120°
Housing color:	Black, Grey, RAL
IES protection classes:	Class I (SELV)
Color temperature:	2700K, 3000K, 4000K
Input voltage:	24V/220V
Control system:	On/Off
Ingress Protection Rating, IP:	IP65
Operating temperature:	-40°C ~ +50°C
Weight:	0.3-0.4 kg

Article	Name	Power	Dimensions, mm	Input voltage	Beam angle	Color temperature	Weight, kg
760005022	ROBE 6W SINGLE 24V/220V IP65	6W	D150x36	24V/220V	120°	2700K, 3000K, 4000K	0.3
760005024	ROBE QUADRO 6W SINGLE 24V/220V IP65	6W	150x150x36	24V/220V	120°	2700K, 3000K, 4000K	0.4