

SKIFF TOP M



view

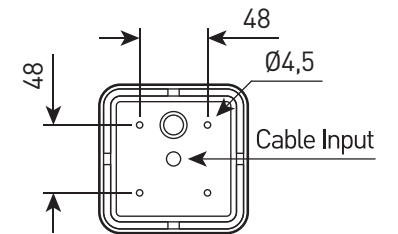
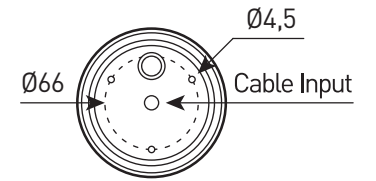
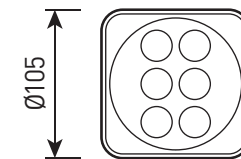
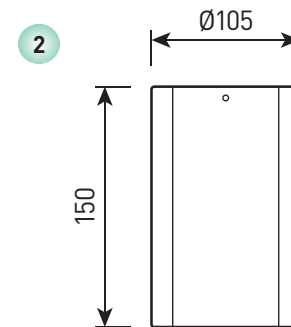
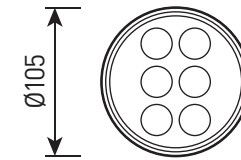
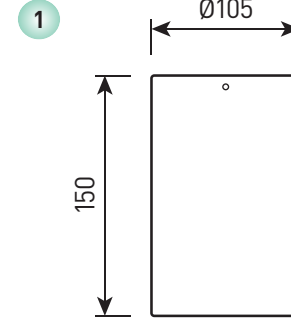


1 SKIFF TOP M

2 SKIFF TOP M QUADRO



size



SKIFF TOP M

LED ceiling light for architectural lighting

Housing:	Pressure die-cast aluminum alloy with polyester powder paint
Beam angle:	5°, 8°, 10°, 12°, 25°, 40°, 60°, 15x55°
Housing color:	Black, White, RAL
IES protection classes:	Class I (SELV)
Color temperature, K:	2700K, 3000K, 4000K, 5000K, 5700K, 6500K, RGB 3in1, RGBW 4in1
Input voltage, V:	24V, 220V
Control system:	On/Off, 0-10V, DALI, DMX-512
Ingress Protection Rating, IP:	IP65
Operating temperature:	-40°C ~ +50°C
Weight, kg:	2.1 kg

Article	Name	Power, W	Dimensions, mm	Input voltage, V	Beam angle, degrees	Color temperature, K	Weight, kg
644012136	SKIFF M TOP 30W SINGLE 220V IP65	30W	D105x150	220V	5°, 8°, 10°, 12°, 25°, 40°, 60°, 15x55°	2700K, 3000K, 4000K, 5000K, 5700K, 6500K	2.1
644012138	SKIFF M TOP 30W DMX-512 RGB 3in1 24V IP65	30W	D105x150	24V	25°, 40°, 60°	RGB	2.1
644012140	SKIFF M TOP 40W DMX-512 RGBW 4in1 24V IP65	40W	D105x150	24V	25°, 40°, 60°	RGBW	2.1
644012142	SKIFF M TOP QUADRO 30W SINGLE 220V IP65	30W	105x105x150	220V	5°, 8°, 10°, 12°, 25°, 40°, 60°, 15x55°	2700K, 3000K, 4000K, 5000K, 5700K, 6500K	2.1
644012144	SKIFF M TOP QUADRO 30W DMX-512 RGB 3in1 24V IP65	30W	105x105x150	24V	25°, 40°, 60°	RGB	2.1
644012146	SKIFF M TOP QUADRO 40W DMX-512 RGBW 4in1 24V IP65	40W	105x105x150	24V	25°, 40°, 60°	RGBW	2.1