

STEP CONE

USER MANUAL



The luminaire shall be installed by a qualified electrician and wired in accordance with the latest IEE electrical regulations or the national requirements.

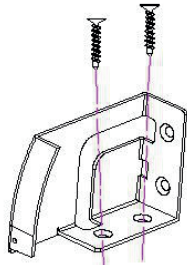
Installation Instructions

A. Technical Parameters

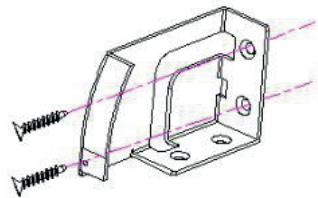
Product name	STEP CONE
Product code	536
Input Voltage	DC 24V
Power	6 - 8W
Power Factor	>0.9
Beam Angle	7°, 15°, 20°, 30°
Color temperature	SINGLE COLOR
Colour rendering index	>80 CRI
Working Environment	-40°C to +50°C
Dimensions	100x100x62mm
Net weight	0.8 Kg
Control Mode	On/Off

Installation Instructions

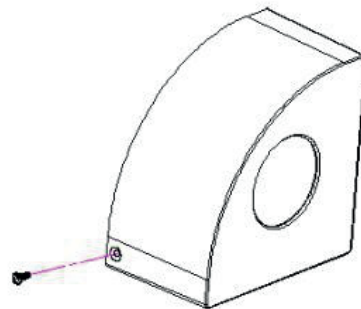
1. Secure the bracket for vertical or horizontal installation.
2. Fix the lamp on the bracket and fix the housing with screws.



1



2



3

Overall dimensions

